



INTERCALL 600 NURSE CALL SYSTEM

Intercall is an advanced nurse call system which is simple to install and operate. It is a flexible system which is as suitable for a small care home as it is for a large hospital. Adjustments to the configuration of the system can be done at any time - enabling the user to manage patient and staff call requirements.

FEATURES :

- Reliable addressable call system.
- Recommended by the National Care Home Association.
- Easy to install with a simple two-wire system.
- Can be fitted to existing wiring.
- User-friendly for both staff and patients.
- Six call levels (please refer to table on back page).
- Programmable text displays.
- Call logging.
- Up to 215 call points (addresses) on one system.
- Clear visual and audible call warnings of every event.
- Built-in intelligence enables the system to prioritise emergency calls.
- Locate members of staff.
- Designed to grow as the needs of the user change.
- All units are software controlled - resident and room descriptions can be reconfigured at any time.

SYSTEM COMPONENTS:

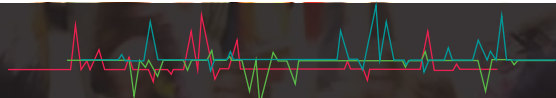
- The system comprises of:
 - Power supply (IC-L7700).
 - Fused junction box(es) (IC-FJB2).
 - Call and reset points.
 - Display units.
 - Call to attention light/sounders.
 - Optional management software.



SYSTEM REQUIREMENTS - Intercall 600:

- The system uses a two core network. A heavier 'spine' cable is recommended from the power supply to the fuse box(es). Lighter 'spur' cables can be used from junction box to network devices:
 - 'Spine' cable: 2-core 1.5mm² (30/0.25 Flex).
 - 'Spur' cable: 2-core 0.5mm² (16/0.2 Flex) or 4/6 core security alarm cable (minimum 0.22mm² (7/0.2)).
- Typically the power supply is placed in a central location of the building and fused junction boxes (FJB2) are located on each floor or 'wing' of the building.
- More than one spine cable can be run from the power supply. Each spine can support a maximum of 200 'current' units. (Please refer to the table on the last page of this leaflet for further information).
- Maximum cable length from power supply to furthest FJB2 is 100m.
- Up to four spurs can be run from each FJB2.
- Each spur is capable of supporting 25 'current' units.
- Maximum length of each spur is 60m to furthest device.
- The system can support up to 215 call points (addresses).

As per our company policy one of the constant Product Improvement the right is there for reserved to modify product specifications without prior notice.





IC-L628

IC-L7700 IP power supply:

- Ideally placed in a central location of the building.
- Run 'spine' cables from the IC-L7700 power supply to IC-FJB2 fused junction box(es).
- Each spine cable is capable of powering up to a maximum of 200 'current' units.
- Maximum cable length to furthest junction box is 100m. (Distance can be increased to 200m by using 2.5mm² cable for the spine.)
- RJ45 socket for Ethernet. Can connect direct to laptop for system set up, etc. No special software is required.
- LCD display with two line menu for system navigation and setup.



IC-L622

IC-FJB2 fused junction box:

- Up to four spurs can be run from a junction box.
- Each spur can handle up to 25 'current' units.
- Maximum cable length to furthest device is 60m.

IC-L628 LCD display:

- Required in every location where calls are to be shown and the alarm is to sound.
- Features an LCD display with backlight.
- Multi-level adjustable alarm.
- Day/night volume control.
- 'Priority' alarm tone for specific call locations.
- Configuration menus and an output which can be connected to trigger external equipment.
- Can be configured on site to operate independently.
- Flush mount (requires double gang back box). To surface mount an IC-LBB1 is required.



IC-L722

IC-LBB1 back box for LCD display:

- Required to surface mount the IC-L628 LCD display.

IC-L622 standard call point:

- A call point is required for every call location on the system.
- Six levels of call.
- Multi-colour reassurance LED and 'call follower' sounder.
- Industry standard trigger socket will accept pear leads, pressure mats, portable radio triggers and a host of other devices.



IC-L746

IC-SCP slave call point:

- Designed for use in one room or ward where each individual bed doesn't need a separate identity on the call system.
- Features a call button, pear lead jack socket and reassurance indicator.
- Must be connected to a standard call point to generate the call identity and to provide the reset.
- Can only generate a standard call from either the button or pear lead socket.

IC-L722 standard call point with infrared receiver:

- Same features as the IC-L622 with the addition of an infrared receiver to accept calls from (IC-TIR4) pendant.

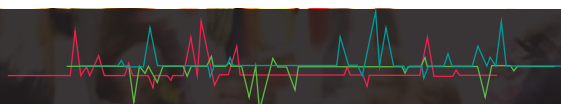


IC-CS1

IC-L746 two-colour group overdoor light:

- Optional item, normally positioned above the door in a corridor to indicate the status of the call point(s) within the room.

As per our company policy one of the constant Product Improvement, the right is there for reserved to modify product specifications without prior notice.





IC-TIR4

- Can be used to monitor several call point addresses.
- Ideal for 'end of corridor' indication.

IC-L746S two-colour group overdoor light & sounder:

- Same as the IC-L746 with the addition of a sounder.

IC-CS1 ceiling pull switch with twin LEDs:


- Specifically designed to give alarms from bathrooms and toilets.
- Ceiling mounted with floor length cord with two G pulls.

IC-L714 remote sounder & relay output board:

- Used in areas where only an audible alarm is required.

IC-TIR4 pendant with infrared trigger:

- Worn by residents and allows access to the call system at all times.
- Will trigger any infrared receiver point within range.
- Can be configured to generate different levels of call.
- Each unit has a unique number which may be programmed into the system to identify the calling resident by name.



IC-NP2

IC-NP2 call button on pear lead:

- Provides access to the call system when residents are up to 2m from the call point.
- Right angled jack plug means damage to the unit is less likely by furniture movement.
- Fitted with a clip fastener which allows the unit to be attached to clothing or bed sheets.

IC-PS1 plug in pull cord for call points:

- Converts a normal call point into a unit which may be activated by a pull string.
- Plugs into the jack socket and has a 30cm cord terminated with a 'pull'.



IC-PS1

IC-PM2 pressure mat:

- Activates a standard call when pressure is applied to the mat.
- Non-slip backing, anti-bacterial coating and waterproof mat.
- Supplied with a 3.5m lead and right angled jack plug.
- Surface area of the mat is 910mm x 610mm.



IC-PM2

IC-PIR1 passive infrared detector:

- Used to monitor a resident's bed and alert staff when he or she is on the move.
- The bed itself is 'masked' out of the range of the detector so that an alarm is only triggered when movement outside the bed area is detected.

IC-L634 network I/O unit:

- Used to interface an external device(s) to the Intercall system network.
- Features three input triggers (two non-latching), one remote reset and two outputs.
- Reassurance LED and open collector which can be used to trigger external equipment for normal or emergency calls.

IC-SW1 day/night switch:

- Enables day/night volumes to be set.

IC-CMS-IP Intercall management software (optional):

- Provides immediate access to information.
- Easy access to call history and activity on the system.



IC-PIR1

As per our company policy one of the constant Product improvement the right is there for reserved to modify product specifications without prior notice.

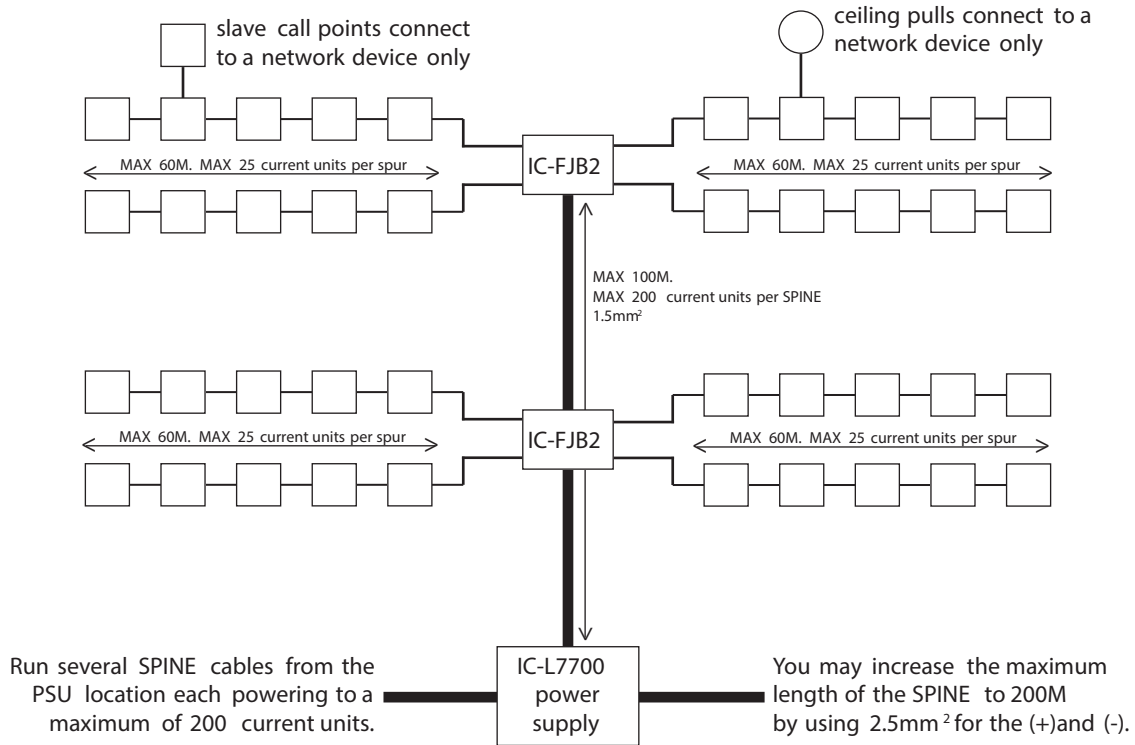
LEVELS OF CALL:

LEVEL	DESCRIPTION	OVERDOOR LIGHT RESPONSE
Call	standard patient call	slow flashing red
Priority	system prioritised call	fast flashing red
Assistance	staff requiring assistance	alt. red/green flash
Emergency	staff requiring urgent assistance	rapid red flashing
Present	a member staff is present	continuous green
Visit	a member of staff has accepted the call at the display and is on their way to the resident	slow green flashing

DEVICE 'CURRENT' UNITS:

Device	Description	'Current' units
IC-L622	standard call point	1
IC-L628	LCD display	4
IC-L634	I/O module	1
IC-L714	remote sounder	4
IC-L722	infrared call point	1.5
IC-L746	overdoor light	1
IC-L746S	overdoor light & sounder	3
IC-CS1	ceiling pull switch	0.25
IC-PIR1	passive infra red unit	1
IC-SCP	slave call point	0.25

PLANNING AN INSTALLATION:



Up to a maximum of 215 addresses (or call points) on a system.

NB: All specifications and details on this leaflet refer to the non-speech Intercall 600 system.

As per our company policy one of the constant Product Improvement the right is there for reserved to modify product specifications without prior notice.

HEINRICH

HEINRICH LIMITED, 69 Athlone Road London SW22DU
T: +442032860291 W: www.heinrichlimited.com E: info@heinrichlimited.com

Technology Beyond Imagination